

Scaled data based on original data using
LM-79-08 Approved Method: Electrical and Photometric Measurements of Solid-
State Lighting Products

Test Report Prepared for
Cooper Lighting Solutions
(formerly Eaton)

Brand: STREETWORKS

Report Number: P964209

Luminaire Tested: **NVN-SB3B-835-U-5MQ**

Issue Date: 1/21/2025

Test Information

Test Method: LM-79-08
Report Number: P964209
TEST IS SCALED FROM IESNA LM-79-08 TEST DATA (G2-2411-289-20)
Test Lab: INNOVATION CENTER
Issue Date: 1/21/2025
Manufacturer: COOPER LIGHTING SOLUTIONS (FORMERLY EATON)
Product Line: STREETWORKS
Catalog Number: NVN-SB3B-835-U-5MQ
Description: NAVION ROADWAY AND AREA HIGH DENSITY LED LUMINAIRE
(3) 80 CRI, 3500K, 450mA LIGHTSQUARES WITH 26 LEDS EACH AND TYPE V MEDIUM OPTICS
Light Source: -
Ballast/Driver: -

Summary

Lumens per Lamp: N/A
Luminaire Lumens: 16821.3 lumens
Efficiency: N/A
Efficacy: 154.0 lumens/watt
Luminous Opening: Rectangular (W 1' x L: 1' x H: 0')
IES Classification: Type V - Short
BUG Rating: B4 - U0 - G2

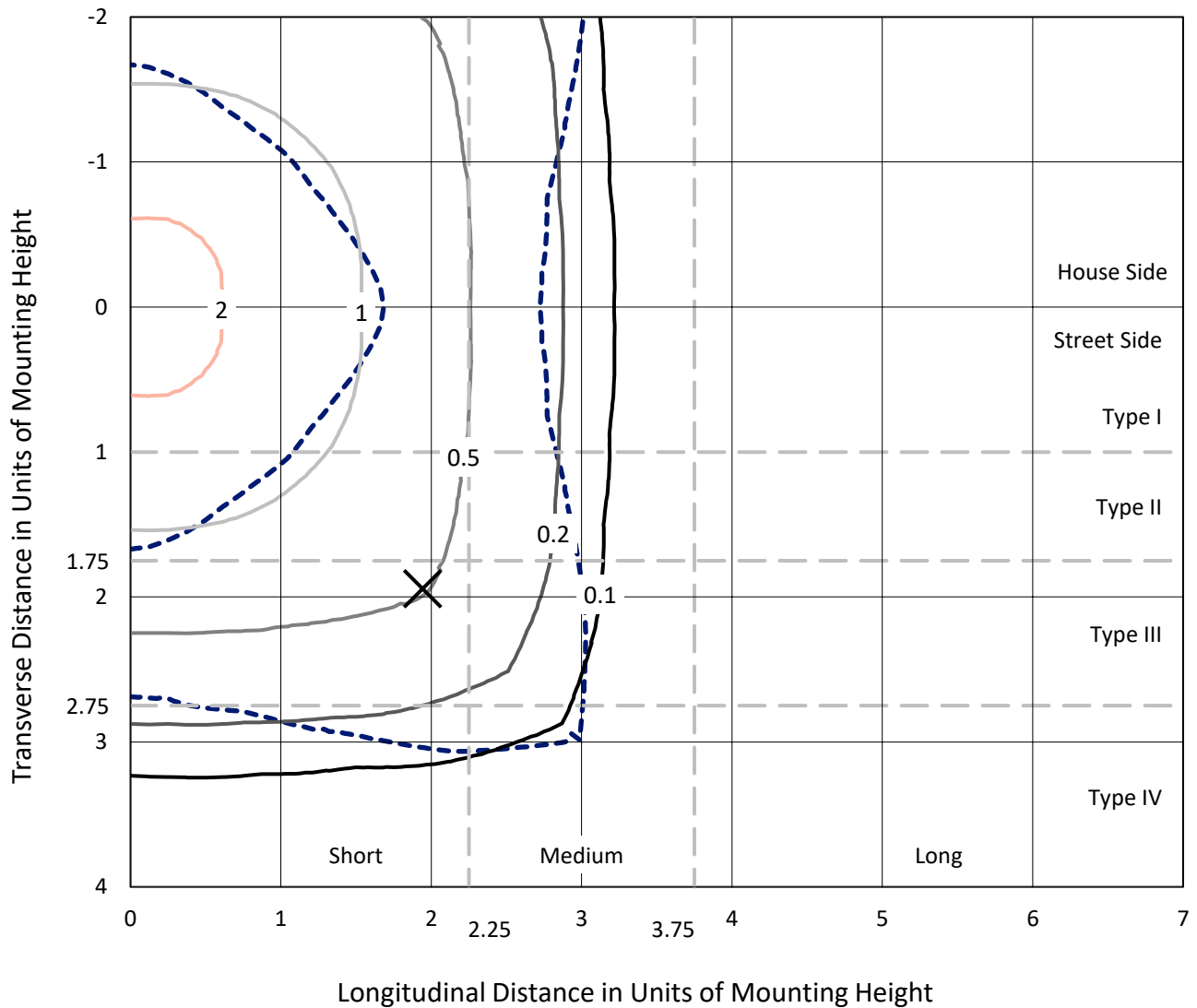
Input Watts (W): 109.2
Input Voltage (V): NR
Input Current (Ain): NR
Voltage Rise (V): NR
Power Factor: NR
Total Harmonic Distortion (THDi): NR
Frequency (hertz): 60
Stabilization Time: NR
Operation Time: NR
Ambient Temperature (°C): NR
Test Distance: 24 FT



REPORT NUMBER: P964209
 CATALOG NUMBER: NVN-SB3B-835-U-5MQ

Iso-Footcandle Lines of Horizontal Illumination

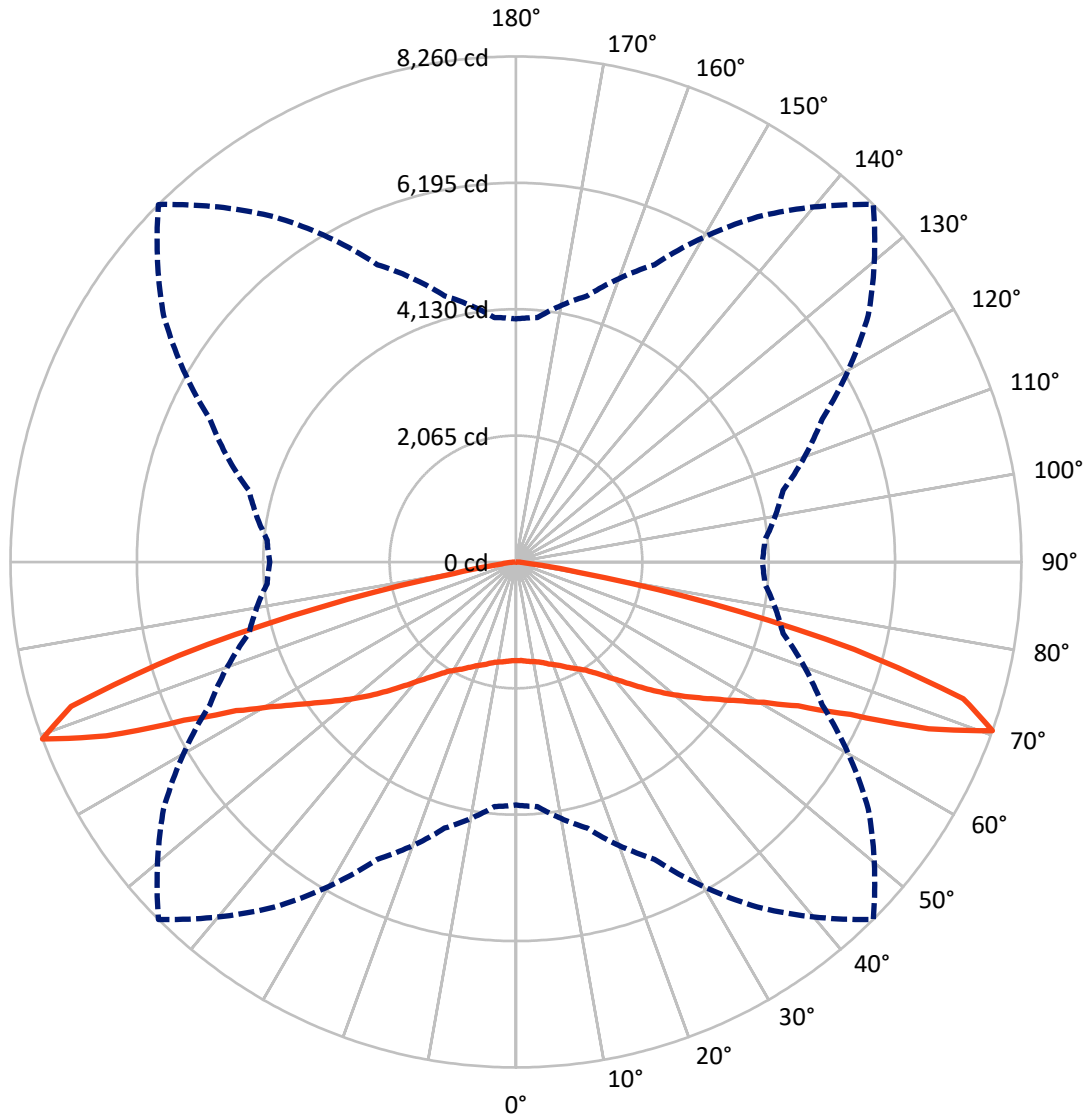
✕ Max cd
 - - - 1/2 Max cd



Based on 25 foot mounting height. Maximum calculated value = 2.6 fc
 Type V - Short - N/A

REPORT NUMBER: P964209
CATALOG NUMBER: NVN-SB3B-835-U-5MQ

Luminous Intensity Polar Plot



— Vertical Plane Through 45-Deg Lateral - - - Horizontal Cone Through 70-Deg Vertical

REPORT NUMBER: P964209
 CATALOG NUMBER: NVN-SB3B-835-U-5MQ

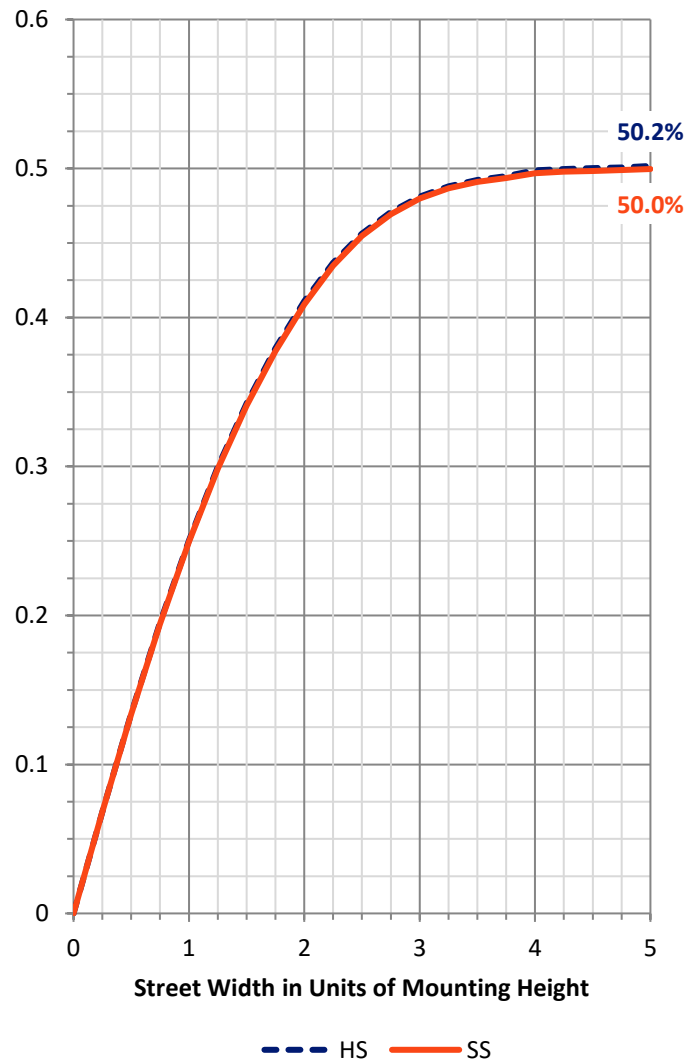
FLUX DISTRIBUTION:

		Downward	Upward	Total
House Side	Lumens	8410.6	0.0	8410.6
	% Fixture	50.0	0.0	50.0
Street Side	Lumens	8410.6	0.0	8410.6
	% Fixture	50.0	0.0	50.0
Total	Lumens	16821.3	0.0	16821.3
	% Fixture	100.0	0.0	100.0

ZONAL LUMENS:

Zone	Lumens	% Fixture
0°-10°	156.5	0.9
10°-20°	485.4	2.9
20°-30°	867.5	5.2
30°-40°	1406.2	8.4
40°-50°	2290.4	13.6
50°-60°	3492.1	20.8
60°-70°	5195.2	30.9
70°-80°	2831.5	16.8
80°-90°	96.4	0.6
90°-100°	0.0	0.0
100°-110°	0.0	0.0
110°-120°	0.0	0.0
120°-130°	0.0	0.0
130°-140°	0.0	0.0
140°-150°	0.0	0.0
150°-160°	0.0	0.0
160°-170°	0.0	0.0
170°-180°	0.0	0.0
0°-90°	16821.3	100.0
0°-180°	16821.3	100.0

Coefficient of Utilization



REPORT NUMBER: P964209

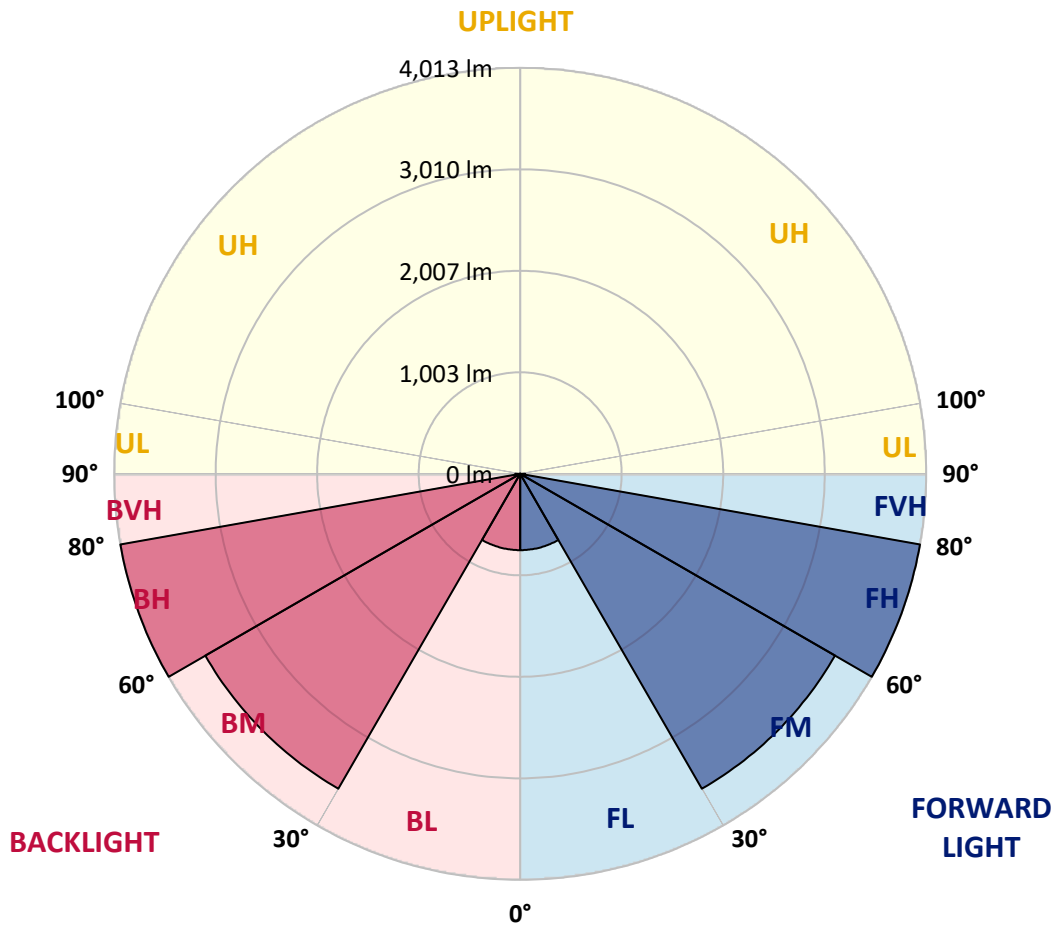
CATALOG NUMBER: NVN-SB3B-835-U-5MQ

LUMINAIRE CLASSIFICATION SYSTEM LUMEN TABLE AND BUG RATING:

Zone	Lumens	% Fixture	Zone Rating/Lumen Limit		
			B	U	G
FL (0°-30°)	754.7	4.5			
FM (30°-60°)	3594.4	21.4			
FH (60°-80°)	4013.4	23.9			G2/5000
FVH (80°-90°)	48.2	0.3			G1/100
BL (0°-30°)	754.7	4.5	B2/1000		
BM (30°-60°)	3594.4	21.4	B3/5000		
BH (60°-80°)	4013.4	23.9	B4/5000		G2/5000
BVH (80°-90°)	48.2	0.3			G1/100
UL (90°-100°)	0.0	0.0		U0/0	
UH (100°-180°)	0.0	0.0		U0/0	

BUG Rating: B4-U0-G2

Type V Short



REPORT NUMBER: P964209
 CATALOG NUMBER: NVN-SB3B-835-U-5MQ

CANDELA DISTRIBUTION (FULL):

	0°	5°	15°	25°	35°	45°	55°	65°	75°	85°	90°
0°	1611.3	1611.3	1611.3	1611.3	1611.3	1611.3	1611.3	1611.3	1611.3	1611.3	1611.3
2.5°	1618.9	1620.6	1617.2	1615.5	1613.9	1611.3	1612.1	1616.3	1619.7	1618.9	1619.7
5°	1632.4	1634.1	1631.6	1630.8	1627.4	1626.5	1626.5	1630.8	1633.2	1631.6	1632.4
7.5°	1647.6	1650.1	1645.9	1645.1	1643.4	1641.7	1640.8	1645.1	1647.6	1647.6	1647.6
10°	1661.9	1664.5	1661.1	1658.6	1656.9	1656.9	1655.2	1658.6	1662.9	1661.9	1661.9
12.5°	1677.2	1678.8	1675.5	1673.8	1673.8	1676.3	1673.8	1675.5	1678.8	1677.2	1676.3
15°	1695.8	1696.6	1695.8	1698.3	1702.5	1710.9	1703.3	1701.7	1703.3	1699.1	1699.1
17.5°	1721.1	1722.8	1726.2	1732.0	1738.0	1753.2	1739.6	1735.4	1735.4	1727.0	1727.0
20°	1752.3	1754.9	1759.9	1770.1	1777.7	1792.0	1778.5	1772.6	1770.1	1759.1	1759.1
22.5°	1785.2	1789.4	1797.1	1810.6	1824.1	1837.6	1824.1	1813.9	1806.4	1792.0	1791.2
25°	1823.3	1828.3	1840.2	1862.1	1880.7	1900.1	1884.1	1863.9	1848.6	1828.3	1827.5
27.5°	1877.3	1883.2	1897.6	1924.6	1948.2	1965.1	1950.0	1923.7	1902.6	1878.2	1877.3
30°	1953.3	1959.3	1976.1	2004.8	2020.9	2031.9	2021.7	2001.4	1976.1	1948.2	1948.2
32.5°	2051.3	2058.9	2077.5	2104.5	2107.9	2109.6	2106.2	2096.0	2077.5	2043.6	2044.6
35°	2175.5	2183.9	2205.0	2226.9	2223.5	2226.9	2221.9	2218.5	2205.0	2166.1	2166.1
37.5°	2327.5	2337.6	2359.5	2376.5	2368.0	2363.8	2364.6	2365.4	2357.8	2314.8	2314.8
40°	2504.0	2517.5	2533.5	2551.2	2536.9	2524.2	2532.7	2539.4	2532.7	2488.7	2488.7
42.5°	2685.5	2705.0	2721.8	2747.2	2735.3	2719.3	2731.1	2738.7	2724.3	2677.1	2680.5
45°	2887.3	2905.9	2927.9	2965.8	2957.4	2940.5	2957.4	2959.2	2934.7	2878.9	2884.8
47.5°	3095.9	3115.4	3148.3	3198.9	3195.5	3177.0	3198.9	3187.1	3155.9	3089.1	3084.9
50°	3293.5	3320.6	3371.2	3442.2	3448.9	3426.2	3455.7	3432.9	3380.6	3296.9	3295.3
52.5°	3479.4	3508.1	3588.3	3684.6	3709.1	3679.4	3719.2	3679.4	3600.9	3493.7	3483.6
55°	3674.4	3706.5	3801.9	3927.8	3976.8	3954.8	3992.0	3932.0	3820.5	3690.4	3672.7
57.5°	3904.1	3923.5	4037.6	4187.0	4269.7	4274.9	4291.8	4190.4	4055.3	3907.5	3887.2
60°	4153.2	4180.3	4304.4	4483.5	4614.3	4656.6	4638.8	4488.5	4331.4	4161.7	4134.6
62.5°	4472.5	4502.0	4650.6	4865.2	5072.1	5176.8	5107.6	4889.7	4695.4	4491.9	4456.4
65°	4736.8	4769.7	5038.3	5420.8	5797.5	6007.7	5833.8	5432.7	5083.1	4795.9	4748.6
67.5°	4545.1	4585.6	5007.0	5709.7	6646.2	7273.7	6678.3	5795.8	5111.0	4721.6	4663.3
70°	3972.5	4010.5	4502.0	5360.9	6885.2	8260.1	7028.7	5518.8	4518.1	4082.3	4024.0
72.5°	2637.3	2759.8	3257.2	4287.5	6148.0	7643.5	6208.7	4200.6	3021.6	2631.5	2546.2
75°	874.9	972.8	1312.3	2222.7	4117.7	5716.4	3920.2	1966.9	1039.6	748.2	707.7
77.5°	220.4	254.2	350.4	635.9	1642.6	3254.7	1478.8	519.4	282.9	197.6	176.5
80°	107.2	118.2	168.9	212.0	411.2	1034.5	385.9	199.3	133.5	103.0	94.6
82.5°	59.1	60.0	95.4	119.9	152.8	267.7	158.8	116.5	76.9	62.5	62.5
85°	36.3	35.5	50.6	64.2	64.2	95.4	76.1	64.2	43.9	38.8	40.5
87.5°	14.3	14.3	18.6	20.3	17.7	24.5	19.4	21.1	16.9	16.1	16.9
90°	0.0	0.0	0.0	0.0	0.0	0.0	0.0	0.0	0.0	0.0	0.0

(END OF REPORT)